



See more at www.zandax.com/courses/excel-vba-intermediate

Course information from ZandaX

Microsoft Excel VBA Intermediate

A premier Excel Vba Intermediate training course from ZandaX

Course duration: 4 hours 10 minutes of comprehensive content (Revisit, review and revise as often as you want)

What you'll learn

- ✓ Introduction
- ✓ VBA Language Details
- ✓ Excel Events
- ✓ Custom Objects
- ✓ The Excel Interface
- ✓ External References and Office Interop
- ✓ Conclusion

What does our Excel VBA Intermediate course cover?

Take Your Existing VBA Skills Further!

If you have the skills covered by our VBA Introduction course, our Intermediate course will show you how to go to a completely new level!

This intensive, hands-on training course has been designed for people who want to build on basic Excel VBA skills to make their spreadsheets more powerful and their data analysis work more effective.











We fully expect you to discover things - even complete areas - you didn't know existed, to make yourself more valuable at work, or in your own business or personal needs.



This Excel Vba Intermediate skills training course, like all our courses, has been developed over many years of classroom and online delivery. Content has been thoroughly researched and is constantly updated so it's always leading edge. It's completely interactive and is full of practical knowledge and solutions.

Still wondering whether to do the course?

Just think about this: how much would you benefit if you had better Excel vba intermediate skills?

Course content for Microsoft Excel VBA Intermediate

1		1 - Introduction <ul style="list-style-type: none">» Course Overview» Course Exercise Files	
2		2 - VBA Language Details <ul style="list-style-type: none">» VBA Language Preview» Excel File Types» Code Modules» Detailed Memory Management» Code Module Interactions» The VBA Project Model» Advanced Parameter Definitions	
3		3 - Excel Events <ul style="list-style-type: none">» What Are Events?» Pre-Defined Events» Event Parameters» A Series of Example Events» Application Events	
4		4 - Custom Objects <ul style="list-style-type: none">» Custom Objects Overview & New Keyword» Creating a Custom Type» Create a New Class» Practical Example of a Class» Practice Test of a Class» Special Class Variables and Components» Initialization and Termination» VBA Attributes and Usage» Inheritance - Defining the Bookmarks Support Class» Creating a Userform» Designing a Userform» Coding a Userform	
5		5 - The Excel Interface <ul style="list-style-type: none">» Modifying the Excel Interface» UI Interface Scope and Range» UI Interface Control Options and Access» UI Callbacks» UI Application	

6		6 - External References and Office Interop <ul style="list-style-type: none">» What are References? How do they work?» Reference Object» Office Libraries» ADODB Library» The Scripting Library
7		7 - Conclusion <ul style="list-style-type: none">» Course Conclusion

More about the ZandaX Microsoft Excel VBA Intermediate course

Supercharge Your Spreadsheets

This professionally produced course teaches you how to transform your spreadsheets.

You start with a great, easy-to-follow treatment of more advanced VBA language.

Next you learn about Event Patterns, and advanced tools for doing just about anything you need with VBA, and this is followed by a major section on Custom Objects.

There's plenty of information on making VBA work smoothly with Excel, before the course wraps up with a great tutorial on how to use References and Libraries.

This is the training you need to acquire advanced skills in using VBA.

Watch the modules, revisit them time and again ... and have fun with improving your skills!

Learning format

The course is offered as follows:

You'll learn using easy-to-follow on-screen videos which you can pause, re-run and revisit as often as you like, and also through interactive content with short quizzes and questions appropriate to the course subject.

You also get accompanying exercises that you can use to reinforce your learning.

The course is arranged into modules, each with several lessons. Refer to the course content for more details on what's covered. This combination of videos and interactive content will enable you to get a thorough understanding of the subject.

View this course online

Visit our website at www.zandax.com/courses/excel-vba-intermediate to view the latest details, including related courses, prices and quantity discounts.

ZandaX

ZandaX – Change Your Life ... Today

All content © ZandaX 2023



www.zandax.com